

# GASSONIC Ultrasonic Gas Leak Detection

Gas Detection at the Speed of Sound

# GASSONIC

A photograph showing the silhouettes of several offshore oil rigs and a ship on the ocean at sunset. The sky is a mix of orange, yellow, and blue, with the sun low on the horizon. The water reflects the colors of the sky.

*How fast does your **Gas Detection System** detect leaks?*

*Because every life has a **purpose...***





## The **Ultrasonic Advantage**

---

*Technologies that have traditionally been used in fixed installations to detect hydrocarbon gas leaks, such as Catalytic/IR Point Sensors and IR Open Path Sensors all have one limitation: in order for a leak to be detected, the gas itself must either be in close proximity to the detector or within a pre-defined area. Unfortunately, outdoor environmental conditions such as changing wind directions and quick dispersion of the gas cloud from a leaking outdoor installation often cause traditional gas detection systems to fail simply because the gas never reaches the detector.*

**GASSONIC Ultrasonic Gas Leak Detectors** are based on robust microphone technology; they detect outdoor leaks by sensing the distinct high frequency ultrasound emitted by all high pressure gas leaks. With the unique ultrasonic sensing technology found in all GASSONIC products, leaking gas itself does not have to reach the sensor – just the sound of the gas leaking.

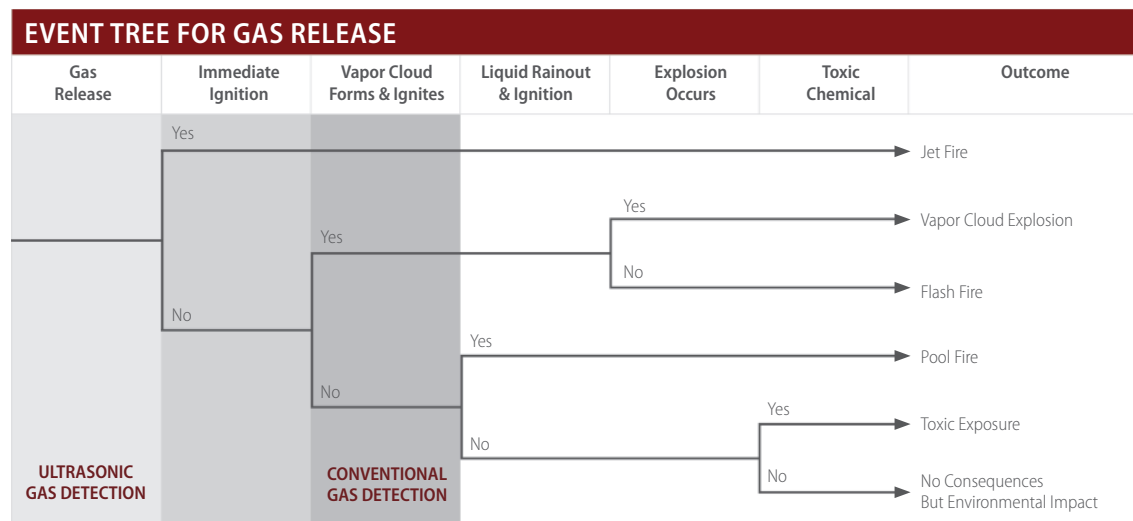
By adding GASSONIC Ultrasonic Gas Leak Detectors faster response times and lower operation costs can be obtained.

## Significantly Increased Safety

Operators in the petrochemical industry are constantly looking at ways to reduce risk, prevent loss, and ensure safe and reliable production. One of the key elements in achieving this and increasing the overall efficiency is speeding up the response time of the Fire & Gas Detection System.

The **Gas Release Event Tree** below puts the effects of a gas leak into perspective. It is evident that the deployment of appropriate technology to detect hazards at the earliest stage (initiation), before they have time to develop or escalate has a significant impact on major accident risk reduction.

Traditional gas detection systems need to wait for the gas to form a vapor cloud, which may or may not ignite, and which may or may not allow loss prevention by enabling shutting down the gas facility in time. Ultrasonic Gas Leak Detectors (UGLD) respond at the speed of sound at gas leak initiation, unaffected by changing wind directions and dilution of the gas (see graphic below).



The gas release event tree illustrates the sequence of events that can take place in the event of a gas release. The figure shows that UGLD responds at gas leak initiation whereas conventional detectors only respond when the gas has accumulated and formed a vapor cloud.



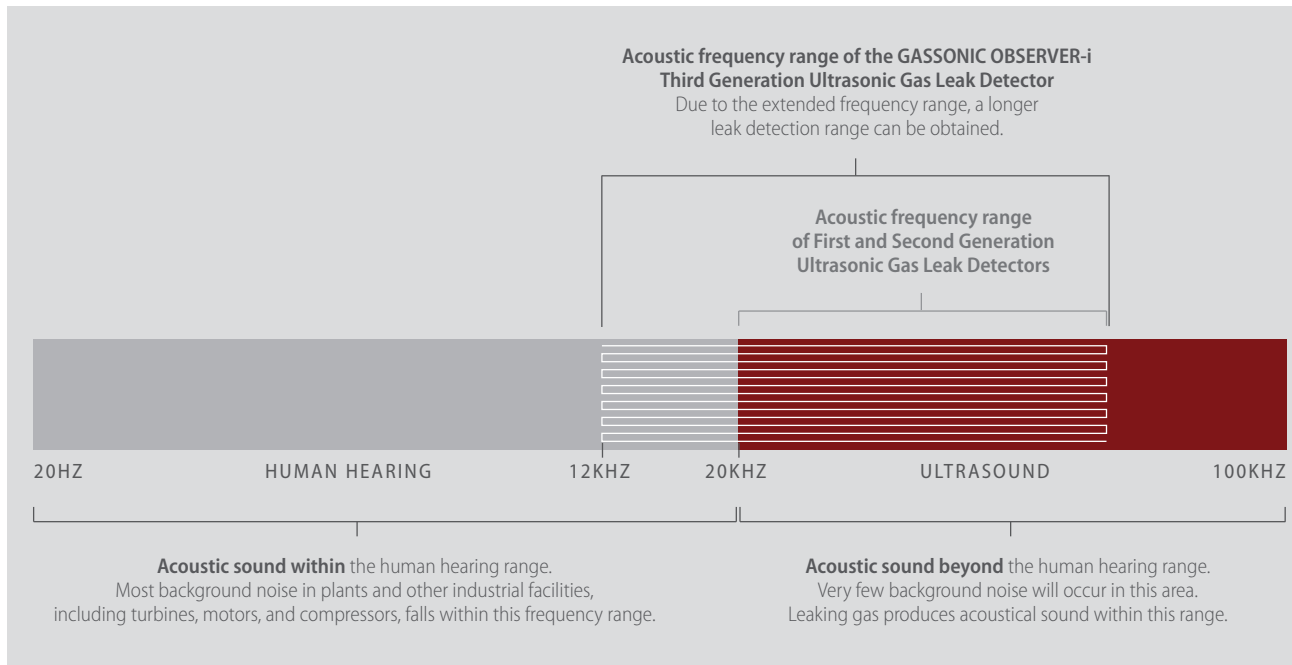
Ultrasonic gas leak detectors do not need physical contact with the gas. They are unaffected by wind, gas dilution, and the direction of the gas plume.

# What is **Ultrasound**?

A sound wave is simply a pressure pulse in the air, which is detected by the human ear the same way that it is detected by a microphone. The human ear can only perceive acoustic sound waves in the frequency range between 20 and 20,000 Hz (20 kHz) and that is why this frequency range is called the audible frequency range. Acoustic sound frequencies above 20 kHz are called ultrasound.

When pressurized gas is released through a leak, the hissing noise produced is called broad band acoustic noise, ranging from the audible frequency range into the ultrasonic frequency range. Earlier generations of Ultrasonic Gas Leak Detectors only "listened" for the gas leak noise in the ultrasonic frequency range from about 25 kHz and up, but by means of the new Artificial Neural Network sound algorithms in the GASSONIC OBSERVER-i, the detector's frequency range can be lowered down to 12 kHz without picking up unwanted background noise. The lower frequency range increases the detection radius of the GASSONIC OBSERVER-i significantly in all application areas compared to earlier versions of Ultrasonic Gas Leak Detectors while still maintaining false alarm immunity.

## Human Hearing vs. Ultrasound





## SENSSONIC Acoustic Self-Test Technology

In field instrumentation, particularly in harsh outdoor environments, faults or breakdowns can occur. What is not acceptable is when such faults or breakdowns are left unrevealed, especially if safety is involved. To meet the challenge of ensuring failsafe operation for our most advanced Ultrasonic Gas Leak Detectors, we have developed the SENSSONIC self-test technology.

The SENSSONIC self-test technology provides a full acoustic integrity test of the GASSONIC OBSERVER-i Ultrasonic Gas Leak Detector every 15 minutes using a high-quality sound transducer transmitting an air-borne ultrasonic signal to the detector's microphone system. This ensures that the microphone and the electronics are tested continuously within well-defined tolerances, and that the operator is warned if the detector should fail this regular test.

The SENSSONIC technology provides reliable and failsafe operation for the GASSONIC Ultrasonic Gas Leak Detectors, protecting your assets and ensuring human safety in your industrial facility.

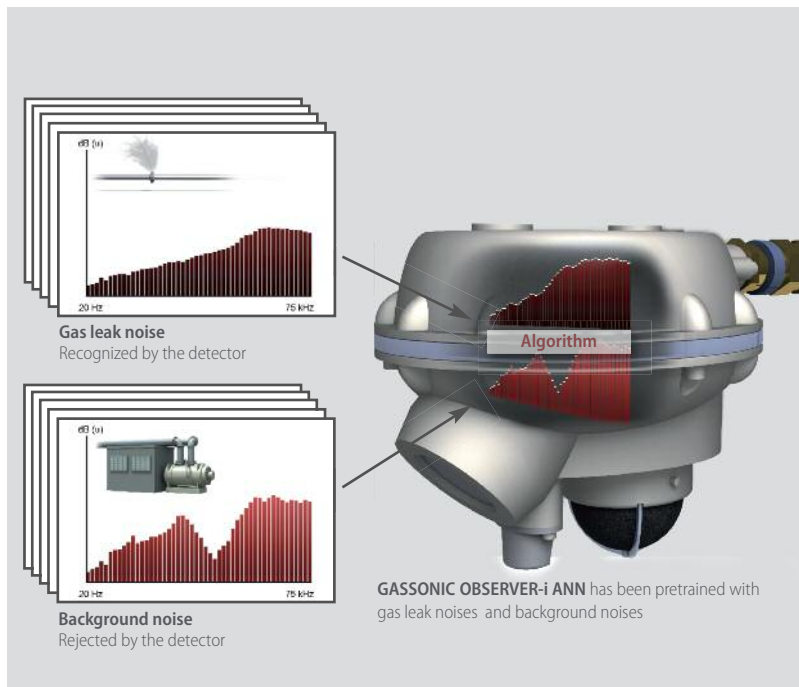
The SENSSONIC technology is the only technology on the market to self-test both the microphone system and the protective windscreen protecting the microphone. This ensures that dirt or other contaminants on the detector wind screen, that could decrease leak detection performance, will be detected.



## Why Neural Network Technology?

An essential performance parameter for an Ultrasonic Gas Leak Detector is to ensure high acoustic sensitivity to real gas leaks over a large area while at the same time minimizing the interference from background noise sources unrelated to gas leaks. To overcome the interference, first and second generation Ultrasonic Gas Leak Detector designs use either simple analog filters with alarm trigger levels to suppress low frequency background noise or complicated onsite "fingerprint learn" modes to mask out background noise. The GASSONIC OBSERVER-i is a Third Generation Ultrasonic Gas Leak Detector that uses **Artificial Neural Network (ANN)** algorithms in the detector's advanced sound processing design to distinguish between real gas leak noise and unwanted background noise. The ANN uses a mathematical algorithm to search for familiarity in large and complex sets of data.

### Training of the Neural Network



ANN works very similar to how the human brain handles the constant flow of information. When we meet a person, the brain receives a massive amount of visual information through the eyes, and over time this substantial amount of information is used to recognize this person years later or even to identify further family members. When the brain has received visual information about other family members, it is easier for it to distinguish between family and non-family members. In other words, the more we train our brain to recognize familiarity, the better we will be able to recognize or deny a person's face. The brain does not look for an exact match, it looks for familiarity, and so does the ANN. But like the brain, the Neural Network needs to be trained first.



An Ultrasonic Gas Leak Detector does not have to recognize different people. It needs to effectively recognize the sound signature from a gas leak while at the same time rejecting sound signatures from acoustic background noise not related to gas leaks.

The GASSONIC OBSERVER-i comes with pre-trained Neural Network algorithms that are a result of more than 10 years field experience and numerous acoustic data recordings from both onshore and offshore facilities to build and train the ANN algorithms. The detector does not require complicated onsite training procedures to adapt to specific acoustic plant conditions. Instead it performs optimally in all kinds of acoustical environments, right after installation.

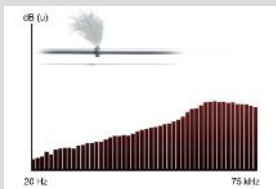
Even if the background noise conditions change, the ANN algorithms will automatically compensate for that, so no re-training will be necessary.

## The Three Generations of Ultrasonic Gas Leak Detectors

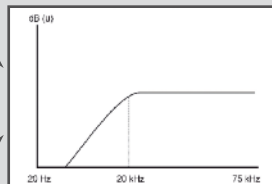
### First Generation

First generation Ultrasonic Gas Leak Detectors use simple analog high pass filters to suppress low frequency acoustic noise from activating the detector. These detectors work well, but have a reduced detection range depending on the nature of the background noise, and in very noisy areas the detection range is reduced due to the need for high alarm trigger levels.


Gas leak noise



Simple analog high pass filter technology



No pattern recognition

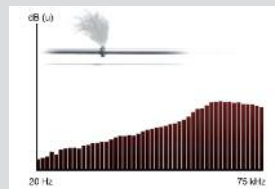


Background noise

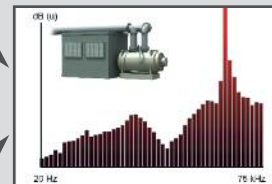
### Second Generation

Second generation Ultrasonic Gas Leak Detectors utilize pattern recognition where each detector in the plant is trained after installation to suppress only the specific acoustic background noise the day the training took place. If the background noise signature changes due to changing plant process conditions, false alarms can occur, and a new training of the detector has to be performed, causing a change in the leak detection performance.


Gas leak noise



Single acoustic pattern recognition



Needs onsite training as background noise change and thereby differs from trained background noise

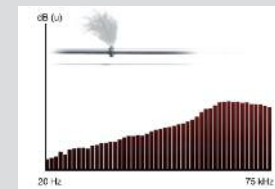


Background noise

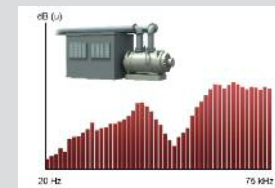
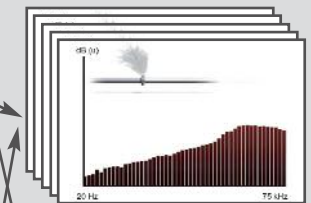
### Third Generation

Third generation Ultrasonic Gas Leak Detectors use **Artificial Neural Network Technology** where the neural network algorithms are pre-trained with noise signatures from both real gas leak noise and many background noise signatures (compressors, helicopters, choke valves, etc.). These Ultrasonic Gas Leak Detectors offer a combination of very easy installation and operation, also in changing plant conditions, while at the same time offering absolute market leading gas leak detection performance.


Gas leak noise



ANN Algorithm  
Multi pattern



Background noise



Comes pre-trained.  
No need for onsite training.



*Since 1995 Gassonic has been pioneering the use of acoustic technology to detect ultrasonic gas leaks. What first started out as a simple concept has evolved into a very sophisticated method for detecting high pressure gas leaks.*

*Gassonic pioneered the development of ultrasonic gas leak detectors and has thousands of detectors installed in the field. Most major oil and gas companies are embracing this technology as an added layer of protection to safeguard personnel, capital equipment and the environment against hazardous gas leaks.*

*Gassonic traces its roots to the Danish instrument manufacturer, Bruel & Kjaer. In 1995, this business unit became a part of Innova Air Tech Institute. Gassonic became its own company in 2006 and in 2007 was acquired by General Monitors. In September 2010 both companies were acquired by Mine Safety Appliances (MSA) making it the leading supplier of fixed gas and flame detection (FGFD) measurement technology in the world.*

*Our vision is to be a total solution provider for our customers by offering integrated, scalable systems. By integrating a variety of passive and active gas sensing technologies into a comprehensive safety system, companies can better protect their plant assets. Whether stand-alone, or integrated into existing control and monitoring systems, we offer made-to-measure safety solutions.*



**MSA Europe**  
Thiemannstrasse 1  
12059 Berlin  
Germany  
Phone +49 (0)30 68 86-0  
E-mail [info.de@MSAsafety.com](mailto:info.de@MSAsafety.com)  
[www.MSAsafety.com](http://www.MSAsafety.com)

Subject to change without notice  
ID 07-490.2 GB/01

**MSA Corporate Center**  
1000 Cranberry Woods Drive  
Cranberry Township, PA 16066  
USA  
Phone +1-724-776-8600  
E-mail [info.us@MSAsafety.com](mailto:info.us@MSAsafety.com)  
[www.MSAsafety.com](http://www.MSAsafety.com)



**General Monitors**  
26776 Simpatica Circle  
Lake Forest, CA 92630  
USA  
Phone +1-949-581-4464  
E-mail [info@generalmonitors.com](mailto:info@generalmonitors.com)  
[www.GeneralMonitors.com](http://www.GeneralMonitors.com)

**GM Houston**  
Phone: +1-281-855-6000

**GM Ireland**  
Phone +353-91-751175

**GM Singapore**  
Phone +65-6748-3488

**GM United Arab Emirates**  
Phone +971-4814-3814

**GM United Kingdom**  
Phone +44-1625-619583